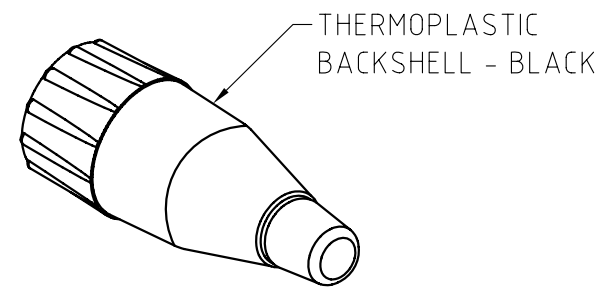
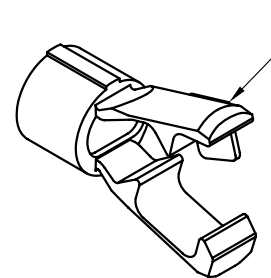
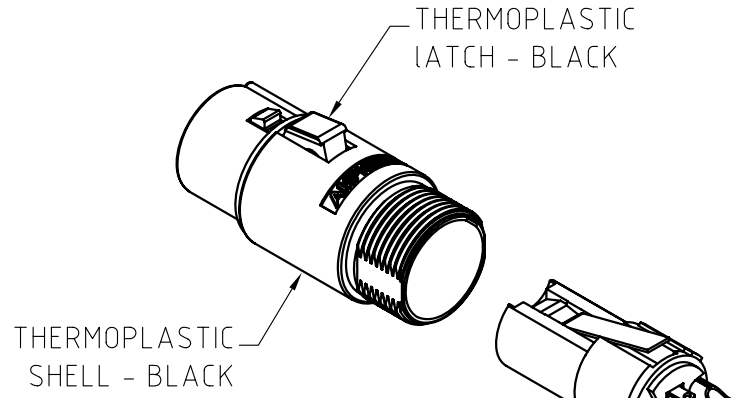


ACTUAL SIZE



CAT P/No.	SHELL FINISH	CONTACT FINISH
AC3FCP	THERMOPLASTIC	SILVER PLATING
AC3FCP-AU	BLACK	GOLD PLATING
AC4FCP	THERMOPLASTIC	TIN PLATING
AC4FCP-AU	BLACK	GOLD PLATING
AC5FCP	THERMOPLASTIC	SILVER PLATING
AC5FCP-AU	BLACK	GOLD PLATING
AC6AFCP	THERMOPLASTIC	SILVER PLATING
AC6AFCP-AU	BLACK	GOLD PLATING
AC7FCP	THERMOPLASTIC	GOLD PLATING

UNLESS OTHERWISE SPECIFIED TOLERANCE TO BE		THIS DOCUMENT IS THE PROPERTY OF AMPHENOL AUSTRALIA PTY. LTD. NO PART THEREOF MAY BE REPRODUCED AND USED WITHOUT THE PRIOR WRITTEN CONSENT OF THE OWNER				0	FIRST ISSUE	M.N.H	06-03-03	----	
LINEAR		ANGULAR		CAD FILE: 55010226000221	DRN: M.N.H	DATE: 06-03-03	REV.	CHANGE DETAILS	BY	DATE	CHG/No
X ± 0.1	X° ± 1°			MATL: REFER TO COMPONENT	CKD: M.N.H.	DATE: 07-11-05	TITLE: AC*F LINE CONNECTOR CUSTOMER DWG		Amphenol Australia Pty.Ltd, 2 Fireways Blvd, Keysborough, Vic3173		
XX ± 0.3	X°X' ± 30'			DO NOT SCALE	FINISH: REFER TO COMPONENT	APP'D: P.M.	DATE: 07-11-05	DRAWING NO. 55010226-000-2		SHEET 2 OF 2	
XX ± 0.10	X°X'X" ± 15"			DIMENSIONS IN MILLIMETRES		THIRD ANGLE PROJECTION	SCALE: 1:1 UOS	PART No: 55010226-000	SIZE: A4		