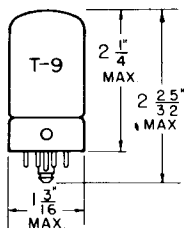


TUNG-SOL

DIODE PENTODE

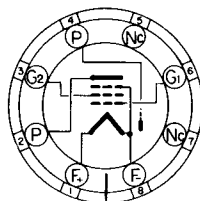


GLASS BULB

COATED FILAMENT

1.4 VOLTS 50 MA.
DC

ANY MOUNTING POSITION



BOTTOM VIEW

LOCK-IN
8 PIN BASE
6AX

THE 1LD5 IS A DIODE-AUDIO PENTODE DESIGNED ESPECIALLY FOR SERVICE AS A COMBINED DIODE DETECTOR AND PENTODE AUDIO AMPLIFIER. THE DIODE PLATE IS LOCATED AT THE NEGATIVE END OF THE FILAMENT.

DIRECT INTERELECTRODE CAPACITANCES
WITH SHIELD CONNECTED TO NEGATIVE FILAMENT

GRID TO PLATE: (G ₁ TO P) MAX.	0.18	μf
INPUT: G ₁ TO (F+G ₂ +G ₃)	3.2	μf
OUTPUT: P TO (F+G ₂ +G ₃)	6.0	μf

RATINGS

INTERPRETED ACCORDING TO RMA STANDARD M8-210

FILAMENT VOLTAGE	1.4	VOLTS
MAXIMUM PLATE VOLTAGE	110	VOLTS
MAXIMUM GRID #2 VOLTAGE	50	VOLTS
MAXIMUM DIODE DROP FOR 0.5 MA.	10	VOLTS

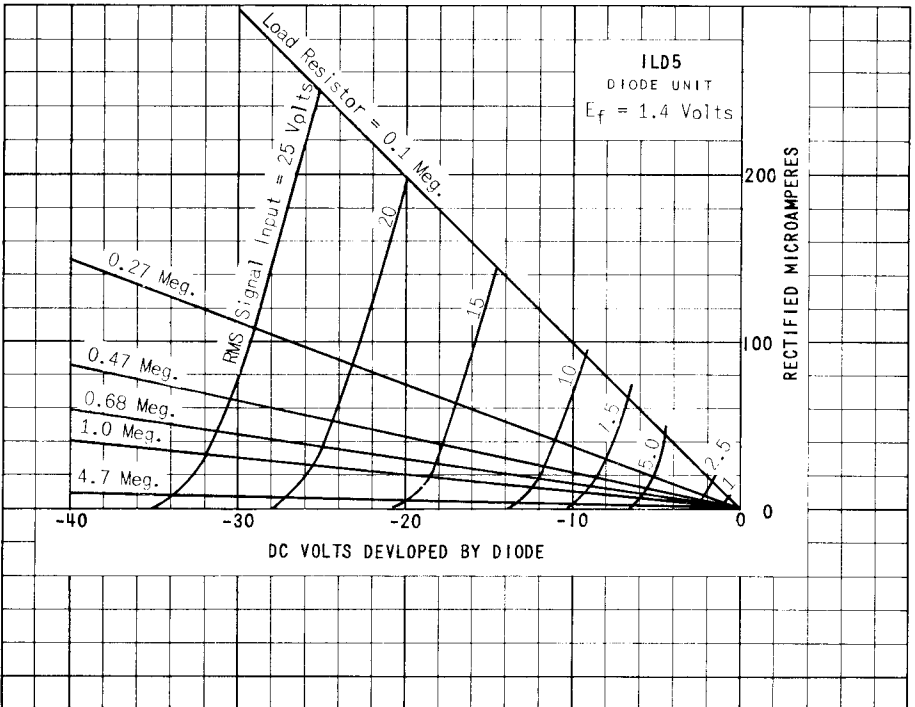
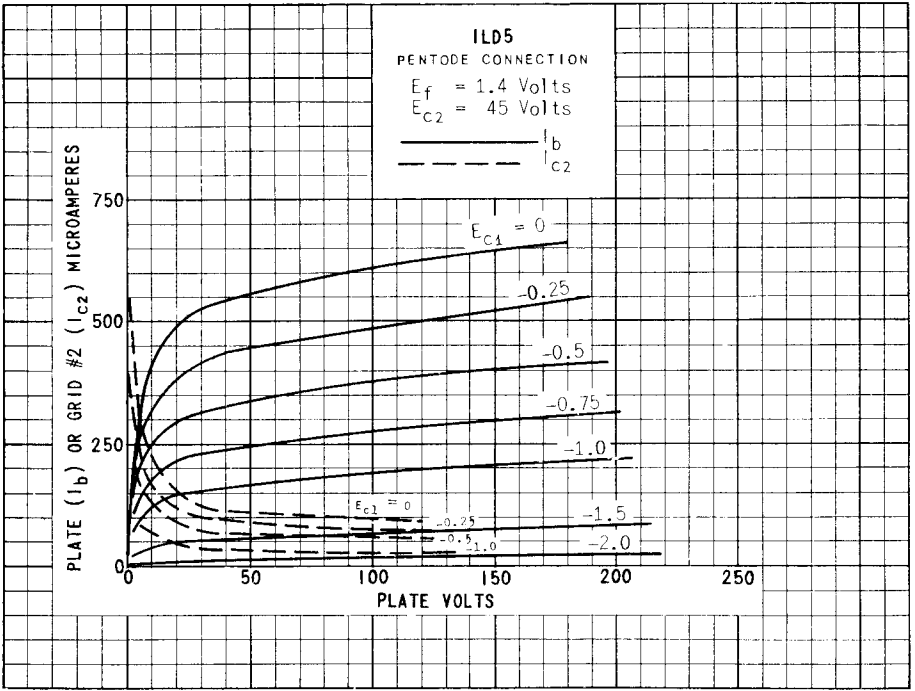
TYPICAL OPERATING CONDITIONS AND CHARACTERISTICS

CLASS A₁ AMPLIFIER

FILAMENT VOLTAGE	1.4	1.4	VOLTS
FILAMENT CURRENT	50	50	MA.
PLATE VOLTAGE	45	90	VOLTS
GRID #2 VOLTAGE	45	45	VOLTS
GRID #1 VOLTAGE	0	0	VOLTS
PLATE CURRENT	0.55	0.6	MA.
GRID #2 CURRENT	0.12	0.1	MA.
PLATE RESISTANCE (APPROX.)	0.75	0.9	MEGOHM
TRANSCONDUCTANCE	550	575	μMHOS

PRINTED IN U. S. A.

PLATE
2183
MAY 2
1949



PRINTED IN U. S. A.

PLATE
2185
MAY 2
1949

