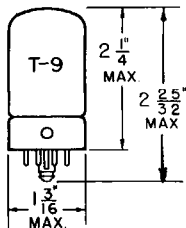


TUNG-SOL

DOUBLE DIODE TRIODE

MINIATURE TYPE



GLASS BULB

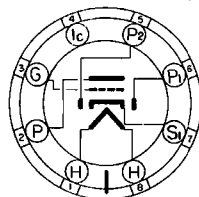
COATED UNIPOTENTIAL CATHODE

HEATER

12.6 VOLTS 150 MA.

AC OR DC

ANY MOUNTING POSITION



BOTTOM VIEW

LOCK-IN
8 PIN BASE

8W

THE 14B6 IS A COMBINED HIGH-MU TRIODE AND DOUBLE DIODE USING THE 8 PIN LOCK-IN CONSTRUCTION. IT IS DESIGNED FOR USE AS A DIODE DETECTOR, AVC RECTIFIER AND AN IMPEDANCE OR RESISTANCE COUPLED AMPLIFIER.

DIRECT INTERELECTRODE CAPACITANCES

EXTERNAL SHIELD #308 CONNECTED TO PIN #7

DIODE INPUT: (1P OR 2P TO H+K) EACH UNIT	1.7	μmf
TRIODE GRID TO DIODE PLATE: (G TO 1P) MAX.	0.01	μmf

RATINGS

INTERPRETED ACCORDING TO RMA STANDARD M6-210

HEATER VOLTAGE	12.6	VOLTS
MAXIMUM HEATER-CATHODE VOLTAGE	90	VOLTS
MAXIMUM PLATE VOLTAGE	300	VOLTS
MAXIMUM PLATE DISSIPATION	0.5	WATT
MAXIMUM POSITIVE DC GRID VOLTAGE	0	VOLTS
MAXIMUM DIODE CURRENT FOR CONTINUOUS OPERATION (EACH PLATE)	1	MA.

TYPICAL OPERATING CONDITIONS AND CHARACTERISTICS

CLASS A₁ AMPLIFIER

HEATER VOLTAGE	12.6	12.6	VOLTS
HEATER CURRENT	150	150	MA.
PLATE VOLTAGE	100	250	VOLTS
GRID VOLTAGE	-1	-2	VOLTS
PLATE RESISTANCE (APPROX.)	110 000	91 000	OHMS
TRANSCONDUCTANCE	900	1 100	μMHOS
PLATE CURRENT	0.4	0.9	MA.
AMPLIFICATION FACTOR	100	100	
AVERAGE DIODE CURRENT WITH 10 VOLTS DC APPLIED (EACH PLATE)	2	2	MA.

SIMILAR TYPE REFERENCE: Ratings and characteristics similar to types 2A6, 6SQ7GT, 12SQ7GT and 75.

→ INDICATES A CHANGE OR ADDITION.

14B6 (7B6)

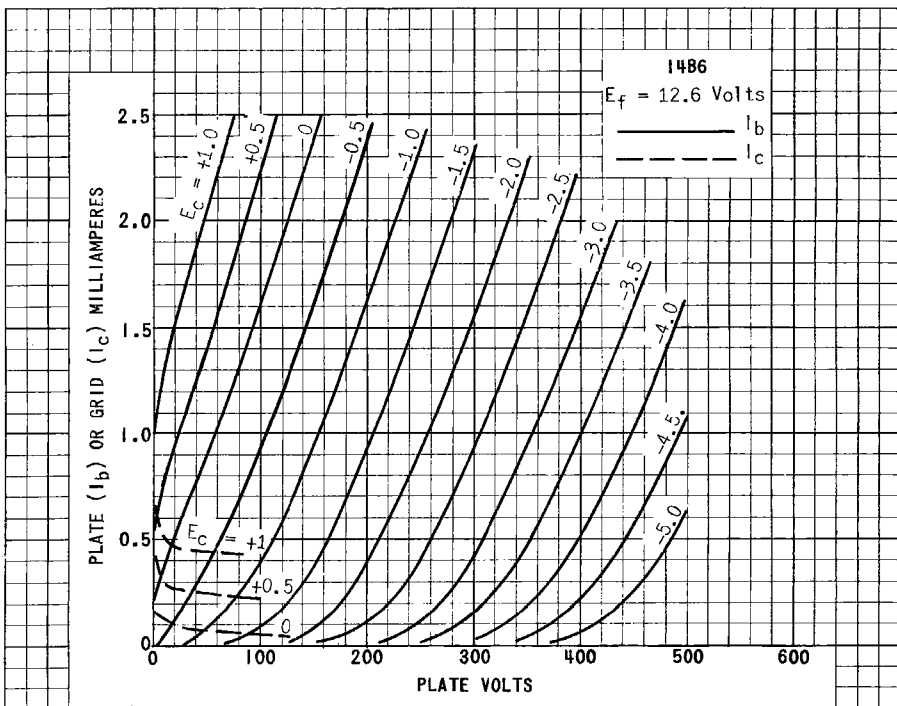
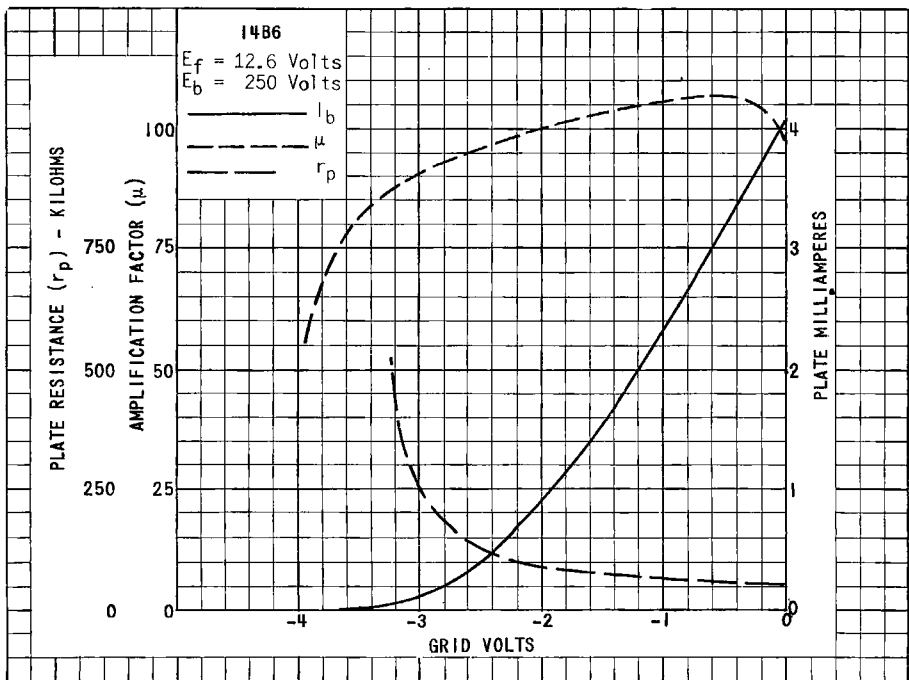
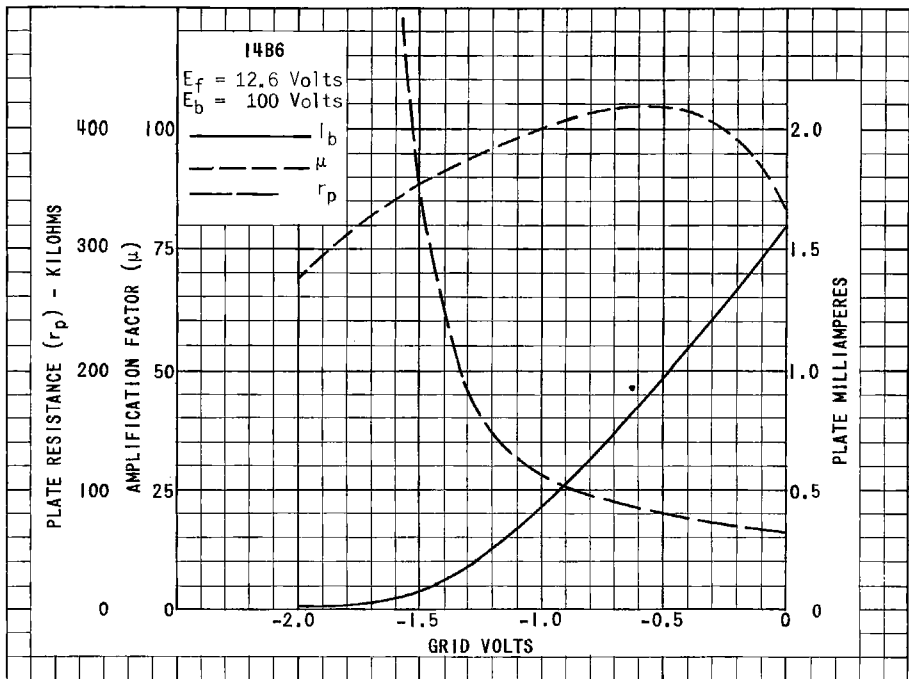


PLATE
 2745
 SEPT. 1
 1951



PRINTED IN U. S. A.

PLATE
2746
SEPT. 1
1951